

1-1-2007

A Thallium Mediated Route to σ -Arylalkynyl Complexes of Bipyridyltricarbonylrhenium(I)

Brendan J. Liddle
Marquette University

Sergey V. Lindeman
Marquette University, sergey.lindeman@marquette.edu

Daniel L. Reger
University of South Carolina

James R. Gardinier
Marquette University, james.gardinier@marquette.edu

Marquette University

e-Publications@Marquette

Chemistry Faculty Research and Publications/College of Arts and Sciences

This paper is NOT THE PUBLISHED VERSION; but the author's final, peer-reviewed manuscript. The published version may be accessed by following the link in the citation below.

Inorganic Chemistry, Vol. 46, No. 21 (2007): 8484-8486. [DOI](#). This article is © American Chemical Society and permission has been granted for this version to appear in [e-Publications@Marquette](#). American Chemical Society does not grant permission for this article to be further copied/distributed or hosted elsewhere without the express permission from American Chemical Society.

A Thallium Mediated Route to σ -Arylalkynyl Complexes of Bipyridyltricarbonylrhenium(I)

Brendan J. Liddle

Department of Chemistry, Marquette University, Milwaukee, WI

Sergey V. Lindeman

Department of Chemistry, Marquette University, Milwaukee, WI

Daniel L. Reger

Department of Chemistry and Biochemistry, University of South Carolina, Columbia, SC

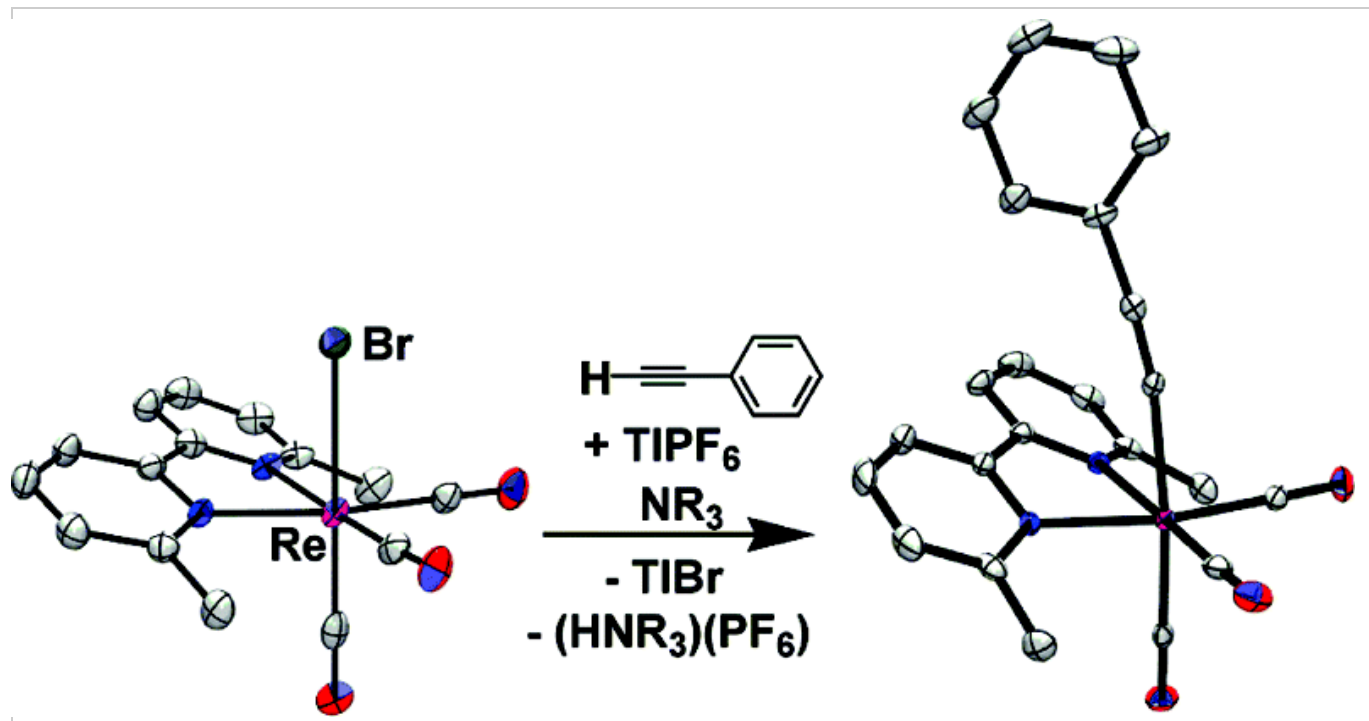
James R. Gardinier

Department of Chemistry, Marquette University, Milwaukee, WI

Synopsis

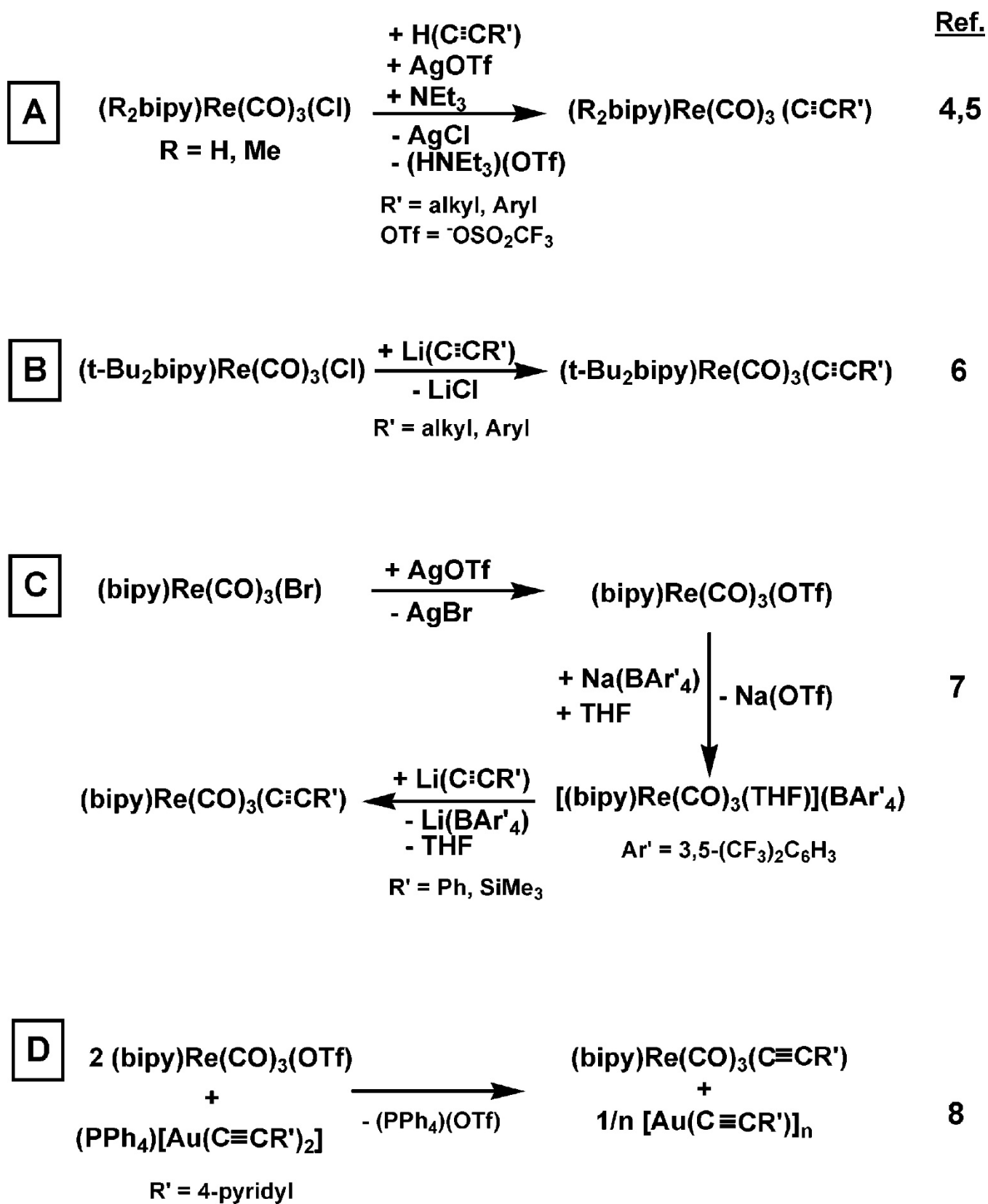
An efficient and general preparation of bipyridyltricarbonylrhenium(I) σ -alkynyls from corresponding rhenium(I) bromides that uses thallium hexafluorophosphate as a halogen abstraction reagent is reported.

Abstract



A simple, one-pot preparation of rhenium(I) σ -aryalkynyl complexes is reported using thallium(I) hexafluorophosphate as a halogen abstraction agent. This new route to rhenium σ -alkynyls enjoys higher yields compared to analogous preparations using silver salts by eliminating potential electrochemical degradation pathways.

There has been a longstanding interest in complexes of the “(bipy)Re(CO)₃” fragment owing to their favorable photo- and electrochemical properties, which hold promise for applications in photocatalysis, solar energy storage, and molecular electronics.¹⁻³ The attractive solubility and tunable electronic properties of charge-neutral σ -alkynyl derivatives have helped to spur recent research into these compounds.⁴⁻⁸ Accordingly, there are multiple reported synthetic routes to (bipy)Re(CO)₃(alkynyl) complexes, as summarized in Scheme 1. The one-pot route (Scheme 1A) is most favorable in terms of both simplicity and generality.^{4,5} The seemingly most straightforward route (Scheme 1B) is surprisingly not general; it is reported to be specific only to 4,4-(^tBu)₂bipy derivatives and fails for other bipyridyl derivatives.⁶ The route depicted by Scheme 1C⁷ is a viable alternative but suffers typical problems associated with multistep syntheses. For instance, in our hands, variable (low) yields of the rhenium triflate intermediate were obtained from the first step (*vide infra*), and the preparation of the tetraarylborate intermediate adds complications to the procedure. Finally, the route in Scheme 1D⁸ suffers from poor yield, employs expensive reagents and a multistep synthetic scheme (to get to the starting materials), and, to our knowledge, has not yet been shown to be general.



Scheme 1. Synthetic Routes to σ -Alkynyl Derivatives of $(\text{bipy})\text{Re}(\text{CO})_3$

During the course of our investigations into preparing rhenium alkynyls as possible components of single-molecule white-light emitters,⁹ we initially found the overall yield of the desired products by several of these routes to be capricious, depending on the nature of the bipyridyl, the terminal alkyne, and on whether silver salts were employed at any point in the synthetic route. In our hands, reactions between (R₂-bipyridyl)Re(CO)₃(Br) (R = H, alkyl, halide) and silver salts invariably gave metal as a byproduct *even in the absence of light*, implicating an electrochemical decomposition pathway, although the origin of the decomposition remains unclear. We communicate a significant improvement in the preparation of rhenium σ-arylalkynyls, in terms of the overall yield, that is realized simply by replacing the electrochemically active silver halide abstraction reagent with an equivalent, but electrochemically inert, thallium(I) salt.

The one-pot synthetic route to the bipyridyltricarboxylrhenium(I) arylalkynyls, given in eq 1, is similar to that reported by Yam et al. (Scheme 1A)^{4,5} but with the notable modification that Tl(PF₆) replaces Ag(OTf).

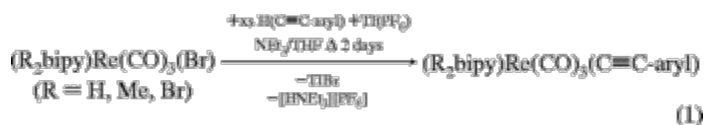


Table 1 provides a comparison of the results obtained from the preparation of a series of different derivatives using either Tl(PF₆), Ag(OTf), or Ag(PF₆) (the different silver salts performed identically) as halide abstraction agents under otherwise identical conditions. Irrespective of all other considerations,¹⁰ the use of Tl⁺ in place of Ag⁺ clearly afforded higher yields of the desired product (significantly in some cases) and reactions could be performed in air and under exposure to light; no metallic byproducts are observed, as with silver. It is noteworthy that reactions performed according to eq 1 using tetrahydrofuran (THF) as a solvent typically required about 30 h to reach maximum conversion [thin-layer chromatography (TLC) and subsequent workup], while similar reactions performed in CH₃CN gave comparable yields but only after 6 days. Because the starting (R₂bipy)Re(CO)₃(Br) is consumed at comparable rates in either solvent (TLC), [(R₂bipy)Re(CO)₃(solvent)]⁺ appears to be involved in the rate-limiting step of the reaction. The possibility of using the tertiary amine [NEt₃ and EtNⁱPr₂ performed equivalently] both as the solvent and as the alkynyl deprotonating reagent was also explored but with variable success, which could partly be attributed to the differing but generally poor solubilities of the reactants and products in the refluxing amine.

Table 1. Summary of the Results Obtained from One-Pot Syntheses of Tricarboxylbipyridylrhenium(I) Arylalkynes Using Tl(PF₆) or Ag(PF₆)

entry	rhenium reagent	arylalkyne	overall yield, ^a %			
			TlPF ₆ (THF, 2 days)	Ag(OTf) (THF, 2 days)	TlPF ₆ , EtN ⁱ Pr ₂ , neat 15 h	AgPF ₆ , EtN ⁱ Pr ₂ , neat 15 h
1	(bipy)Re(CO) ₃ Br	HC:C(C ₆ H ₅)	60 (54, 1 eq) ^b	29	65	
2	(4,4'-Me ₂ bipy)Re(CO) ₃ Br	HC:C(C ₆ H ₅)	79	69	58 (41, 2 h)	
3	(5,5'-Me ₂ bipy)Re(CO) ₃ Br	HC:C(C ₆ H ₅)	81	47	81	22

4	(5,5'- Br ₂ bipy)Re(CO) ₃ Br	HC:C(C ₆ H ₅)	59	17	59	5
5	(6,6'- Me ₂ bipy)Re(CO) ₃ Br	HC:C(C ₆ H ₅)	72 (61, 1 eq) ^b	56	33	20 (2 eq), ^b 13 (1 eq) ^b
6	(bipy)Re(CO) ₃ Br	HC:C[3,5- (pz ₃ CCH ₂ OCH ₂) ₂ C ₆ H ₃] ^d	35	23 (14) ^c		
7	(4,4'- Me ₂ bipy)Re(CO) ₃ Br	6-HC:C(HpzAn ^{Me}) ^d	30	10		

^a Isolated yields (average of two runs). ^b eq = molar ratio of alkyne/Re. ^c Used Scheme 1C; see text. ^d HpzAn^{Me} = 2-pyrazolyl-4-methylaniline.

Regardless of the dehalogenation reagent or solvent, optimal yields of rhenium alkynyl were always obtained when an excess (1.5–2 mol equiv) of alkyne was used, in part because partial decomposition of the alkyne occurs. The blue luminescent organic decomposition byproducts are easily removed with the solvent front by column chromatography; the nature of these decomposition products was not further explored owing to the success of the reaction depicted in eq 1. The reaction route in eq 1 also tolerates a variety of functional groups decorating the arylalkyne as noted by entries 6 and 7 in Table 1. The lower yields obtained in the latter two cases are likely due to competitive binding of Lewis donors (pyrazolyls or aniline groups) to the rhenium cation intermediate generated in situ.¹¹ It should be noted that for Table 1, entry 6, the low overall yields of rhenium alkynyl obtained using the AgOTf/Na(BAr'₄) route⁷ (Scheme 1C) could be attributed to two main factors: (i) the poor conversion of (bipy)Re(CO)₃Br to its triflate via AgOTf (averaging 36%), where metal is observed as a side product, and (ii) a competing pyrazolyl deprotonation reaction¹² that occurs with organyllithium reactants during the final step of the reaction sequence (only 45% conversion of the rhenium cation to rhenium alkyne was realized). Finally, as with related rhenium bipyridyl chemistry,¹³ there appears to be a weak correlation between the overall yield and the electronic nature of the bipyridyl, where more electron-donating substituents (in the order Me > H ≥ Br) gave higher yields of the desired product.

Each of the rhenium alkynyls has been characterized by NMR, IR, absorption and emission spectroscopy, electrochemistry (see the Supporting Information), and, in some cases, X-ray crystallography. The molecular structures of four arylalkynyl derivatives, (5,5'- and 6,6'-Me₂bipy)Re(CO)₃[C:C(C₆H₅)], (4,4'-Me₂bipy)Re(CO)₃[C:C(HpzAn^{Me})] (HpzAn^{Me} = 2-pyrazolyl-4methylaniline), and (bipy)Re(CO)₃[C:C(C₆H₃)-3,5-(CH₂OCH₂Cpz₃)₂], are given in Figure 1, while structures of related rhenium compounds can be found in the Supporting Information. Main features evident from the structures include derivatives with pyrazolyl, and other Lewis base groups decorating the arylalkynyl are indeed bound to rhenium through the alkynyl carbon rather than through the other Lewis donors. Also, derivatives of 6,6'-Me₂bpy contain puckered rhenium chelate rings presumably due to steric interactions between the methyls and equatorial rhenium carbonyls. In cases with 6,6'-Me₂bpy, like that in the top right of Figure 1, the axial carbonyl is directed away from the bipyridyl while the other axial substituent lies above the π cloud of the heterocycle. This puckered geometry results in a slightly more electron-deficient metal center when compared to the other isomers of (dimethylbipyridyl)rhenium(I), as is best indicated by cyclic voltammetry (rhenium-based oxidations) and to a lesser extent by IR spectroscopy (where C–O stretching frequencies vary by only a few wavenumbers). Thus, for (Me₂bipy)Re(CO)₃(Br), the 6,6' isomer is more difficult to oxidize (1.64 V vs

Ag/AgCl) and has higher CO stretching frequencies (ν_{CO} 2021, 1906 cm^{-1} , av 1963.5 cm^{-1}) than either the 5,5' isomer (1.57 V; ν_{CO} 2020 and 1903 cm^{-1} , av 1961.5 cm^{-1}) or the 4,4 isomer (1.50 V; ν_{CO} 2016 and 1907 cm^{-1} , av 1961.5 cm^{-1}). A similar situation holds for the isomers of $(\text{Me}_2\text{bipy})\text{Re}(\text{CO})_3[\text{C}:\text{C}(\text{C}_6\text{H}_5)]$, but here the differences between isomers are less pronounced: 6,6' isomer (1.12 V; ν_{CO} 2008 and 1900 cm^{-1} , av 1954 cm^{-1}); 5,5' isomer (1.10 V; ν_{CO} 2005 and 1894 cm^{-1} , av 1949.5 cm^{-1}); 4,4' isomer (1.10 V; ν_{CO} 2006 and 1888 cm^{-1} , av 1947 cm^{-1}).

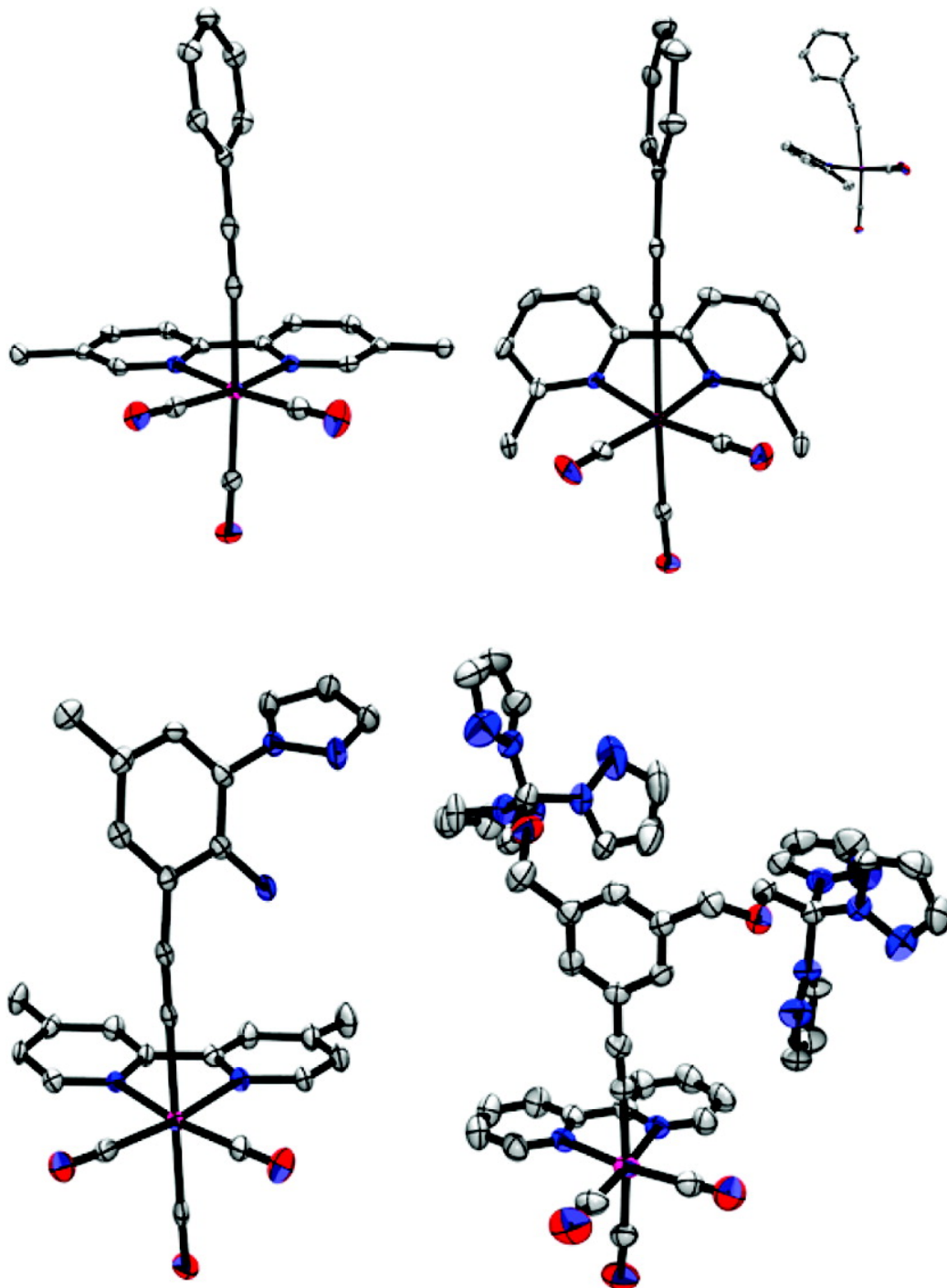


Figure 1 Molecular structures of various rhenium alkynyls. Clockwise from top left: (5,5'- Me_2bipy) $\text{Re}(\text{CO})_3[\text{C}:\text{C}(\text{C}_6\text{H}_5)]$, (6,6'- Me_2bipy) $\text{Re}(\text{CO})_3[\text{C}:\text{C}(\text{C}_6\text{H}_5)]$ (the inset emphasizes puckering of the chelate ring), (4,4'- Me_2bipy) $\text{Re}(\text{CO})_3[\text{C}:\text{C}(\text{HpzAn}^{\text{Me}})]$ (HpzAn^{Me} = 2-pyrazolyl-4-methylaniline), and

(bipy)Re(CO)₃[C:C(C₆H₃)-3,5-(CH₂OCH₂Cp_z)₂]. ORTEP diagrams are drawn with 50% probability ellipsoids. Hydrogen atoms have been removed for clarity.

Importantly, an examination of the cyclic voltammograms of the rhenium bipyridyls, shown for two derivatives of (4,4'-Me₂bipy)Re(CO)₃X (X = Br, C₂Ph) in Figure 2, reveals the typical oxidative instability of charge-neutral rhenium bipyridyl derivatives.¹⁴ As is illustrated in Figure 2, the oxidation of Re^I to Re^{II} (around 1.5 V for Br and 1.1 V for C₂Ph derivatives) is clearly irreversible, showing only an anodic wave; the anticipated cathodic wave is absent in each case. Thus, oxidation of either the rhenium starting material or the product provides a potential source for electrochemical degradation (and low yields) in any preparative reaction. Particularly noteworthy is that heating a THF solution containing an equimolar ratio of AgOTf and (5,5'-Me₂bipy)Re(CO)₃[C:C(C₆H₅)] at reflux for 1 day (in the dark and under nitrogen) produced a silver mirror and substantial decomposition of the rhenium alkynyl (only 30% was recovered). On the other hand, the rhenium alkynyl could be fully recovered after a sample of (5,5'-Me₂bipy)Re(CO)₃[C:C(C₆H₅)] and TIPF₆ were heated in THF. Clearly, the electroactive nature of silver salts and the electrochemical instability of the rhenium compounds are implicated in the lower yields of rhenium alkynyls obtained by the original silver-based preparation.

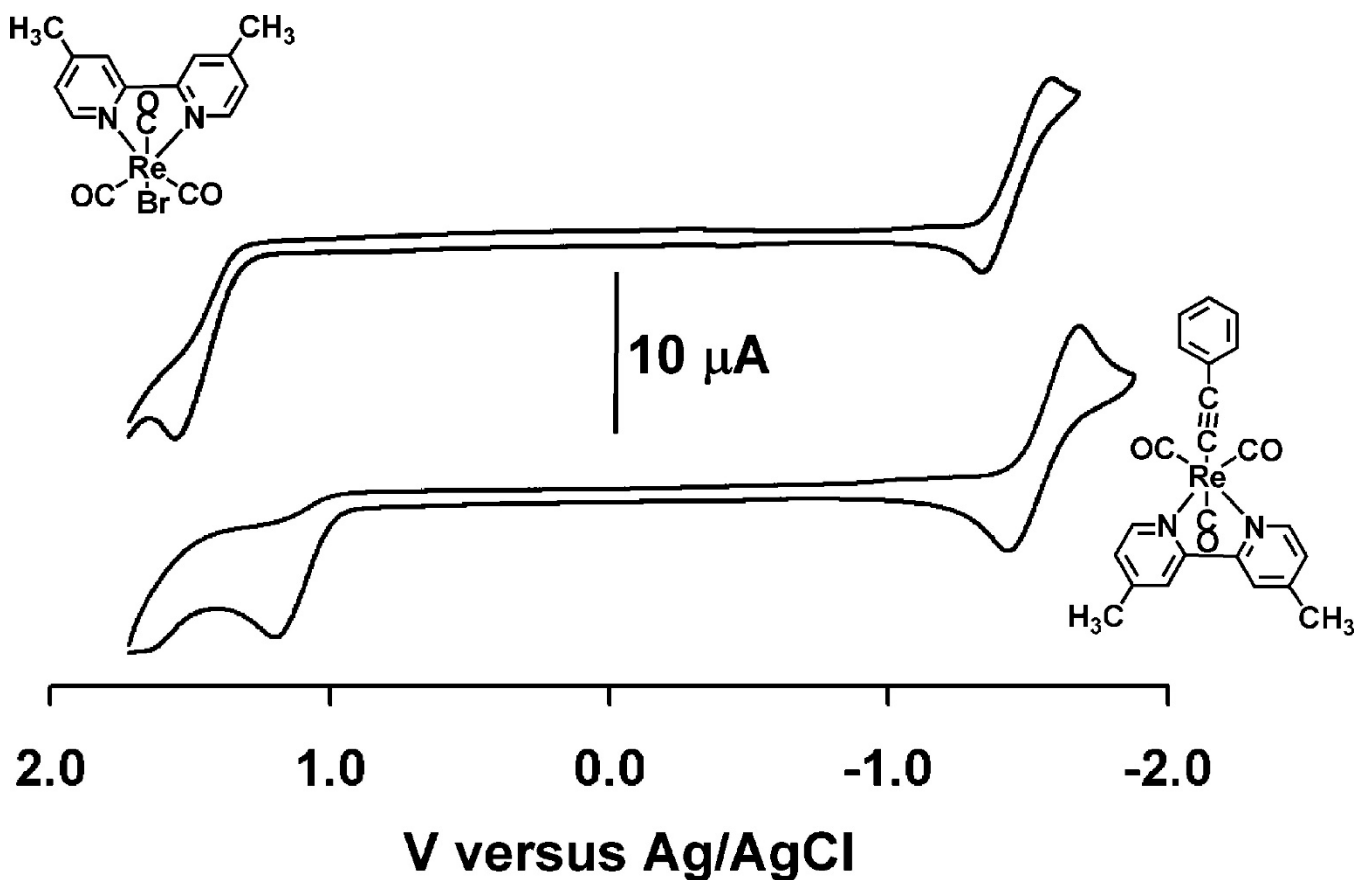


Figure 2 Cyclic voltammograms obtained for THF solutions of (4,4'-Me₂bipy)Re(CO)₃(X) [X = Br, top; X = C:C(C₆H₅), bottom] measured at a scan rate of 100 mV/s with (NBu₄)(PF₆) as the supporting electrolyte.

Acknowledgment

J.R.G. thanks Marquette University, the Petroleum Research Fund (74371-G), and the NSF (Instrumentation Grant CHE-0521323) for support. Burjor Captain and Radu F. Semeniuc are acknowledged for their assistance with the structure of (bipy)Re(CO)₃[C:C(C₆H₃)-3,5-(CH₂OCH₂Cp_z)₂].

References

- ¹Kalyanasundaram, K. In *Photosensitization and Photocatalysis Using Inorganic and Organometallic Compounds*; Kalyanasundaram, K., Grätzel, M., Eds.; Kluwer Academic Publishers: Dordrecht, The Netherlands, 1993.
- ²(a) Meyer, G. J., Ed. *Molecular Level Artificial Photosynthetic Materials*. In *Progress in Inorganic Chemistry*; Karlin, K. D., Ed.; Wiley: New York, 1996; Vol. 44. (b) For a more recent example, see: She, C.; Anderson, N. A.; Guo, J.; Liu, F.; Goh, W.-H.; Chen, D.-T.; Mohler, D. L.; Tian, Z. Q.; Hupp, J. T.; Lian, T. J. *Phys. Chem. B* **2005**, *109*, 19345.
- ³(a) Ward, M. D.; Barigelletti, F. *Coord. Chem. Rev.* **2001**, *216–217*, 127. (b) Sun, S.-S.; Lees, A. *J. Organometallics* **2002**, *21*, 39.
- ⁴Yam, V.W.-W. *Chem. Commun.* **2001**, 789.
- ⁵For example, see: Chong, S. H.-F.; Lam, S. C.-F.; Yam, V. W.-W.; Zhu, N.; Cheung, K.-K.; Fathallah, S.; Costuas, K.; Halet, J.-F. *Organometallics* **2004**, *23*, 4924.
- ⁶Yam, V. W.-W.; Lau, V. C.-Y.; Cheung, K. K. *Organometallics* **1995**, *14*, 2749.
- ⁷Hevia, E.; Pérez, J.; Riera, V.; Miguel, D.; Kassel, S.; Rheingold, A. *Inorg. Chem.* **2002**, *41*, 4673.
- ⁸Ferrer, M.; Rodríguez, L.; Rossell, O.; Lima, J. C.; Gómez-Sal, P.; Martín, A. *Organometallics* **2004**, *23*, 5096.
- ⁹For a similar strategy, see: Si, Z.; Li, J.; Li, B.; Zhao, F.; Liu, S.; Li, W. *Inorg. Chem.* **2007**, *46*, 6155.
- ¹⁰Of course, proper safety precautions should be employed when using or disposing of toxic thallium compounds.
- ¹¹An ionic species with characteristic bright-yellow luminescence remains adhered to the silica gel. Elution with THF affords (R₂bipy)Re(CO)₃(PO₂F₂), with a coordinating PO₂F₂⁻ anion produced as a result of PF₆⁻ hydrolysis on silica gel. See the Supporting Information for an example structure and properties. Complete details will be reported elsewhere.
- ¹²Katritzky, A. R.; Abdel-Rahman, A. E.; Leahy, D. E.; Schwarz, O. A. *Tetrahedron* **1983**, *39*, 4133.
- ¹³Hino, J. K.; Ciana, L. D.; Dressick, W. J.; Sullivan, B. P. *Inorg. Chem.* **1992**, *31*, 1072.
- ¹⁴(a) Paolucci, F.; Marcaccio, M.; Paradisi, C.; Roffia, S.; Bignozzi, C. A.; Amatore, C. *J. Phys. Chem. B* **1998**, *102*, 4759. (b) Luong, J. C.; Nadjo, L.; Wrighton, M. S. *J. Am. Chem. Soc.* **1978**, *100*, 5790.